



Webinar: GenAI Governance Strategies from QFCRA

June 11, 2024

Agenda

Speaker introduction

GenAI and KNIME

Governing GenAI usage at QFCRA

Practical GenAI applications

Q&A

Speakers



Perttu Korhonen
Head, Financial Analysis and
Innovation at QFCRA



Tosin Adekanye
Data Scientist
at QFCRA



Corey Weisinger
Data Scientist
at KNIME

Agenda

Speaker introduction

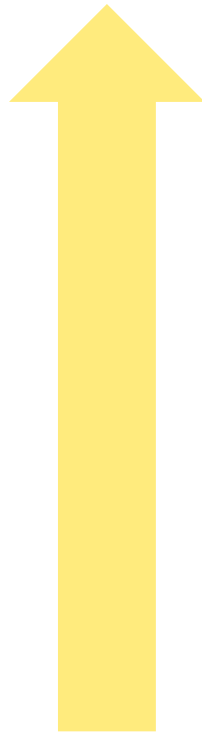
GenAI and KNIME

Governing GenAI usage at QFCRA

Practical GenAI applications

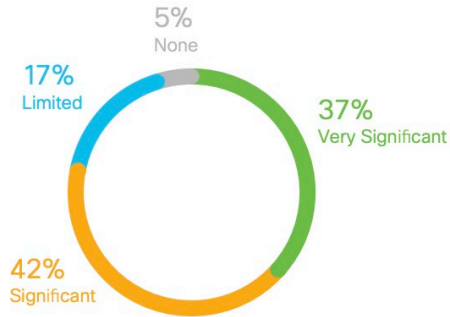
Q&A

Desire to Apply GenAI ... battles Pressure to Govern It



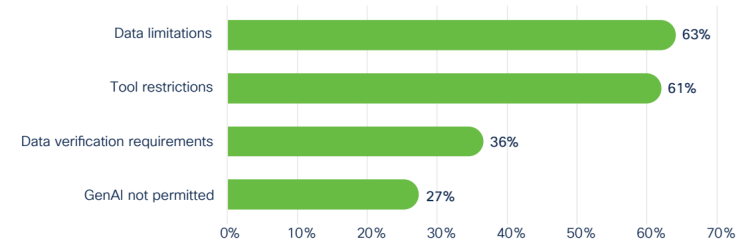
Drive up GenAI adoption

79% perceive significant value from GenAI adoption¹



Drive down GenAI risk

27% of organizations have an outright ban on GenAI usage¹



source: [Cisco 2024 Data Privacy Study](#)

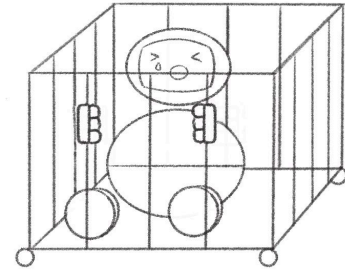
GenAI - Opportunities and Risks

- + Massive impact on “mundane” tasks
 - + Creating new content
 - + Optimizing existing content
 - + Gathering & summarizing information
- + Broad userbase & applicability
 - + Experimenting with different models
 - + Exploring data & information
 - + Applying large scale models easily
 - + Integrated into daily work everywhere
- Need for (quality) checking
 - Copyright
 - Sloppy/faulty quality
 - Unethical outcomes
 - Fake outcomes
- Governance requirements
 - Which AI?
 - Privacy / confidential data leakage
 - Skyrocketing consumption
 - Regulation & risk management

Positive impact is blocked...

...by fear

If GenAI can't be trusted...
...what can we do?



GenAI and Data Science

Assist & Explain

- Help workflow builders
- Teach data science skills

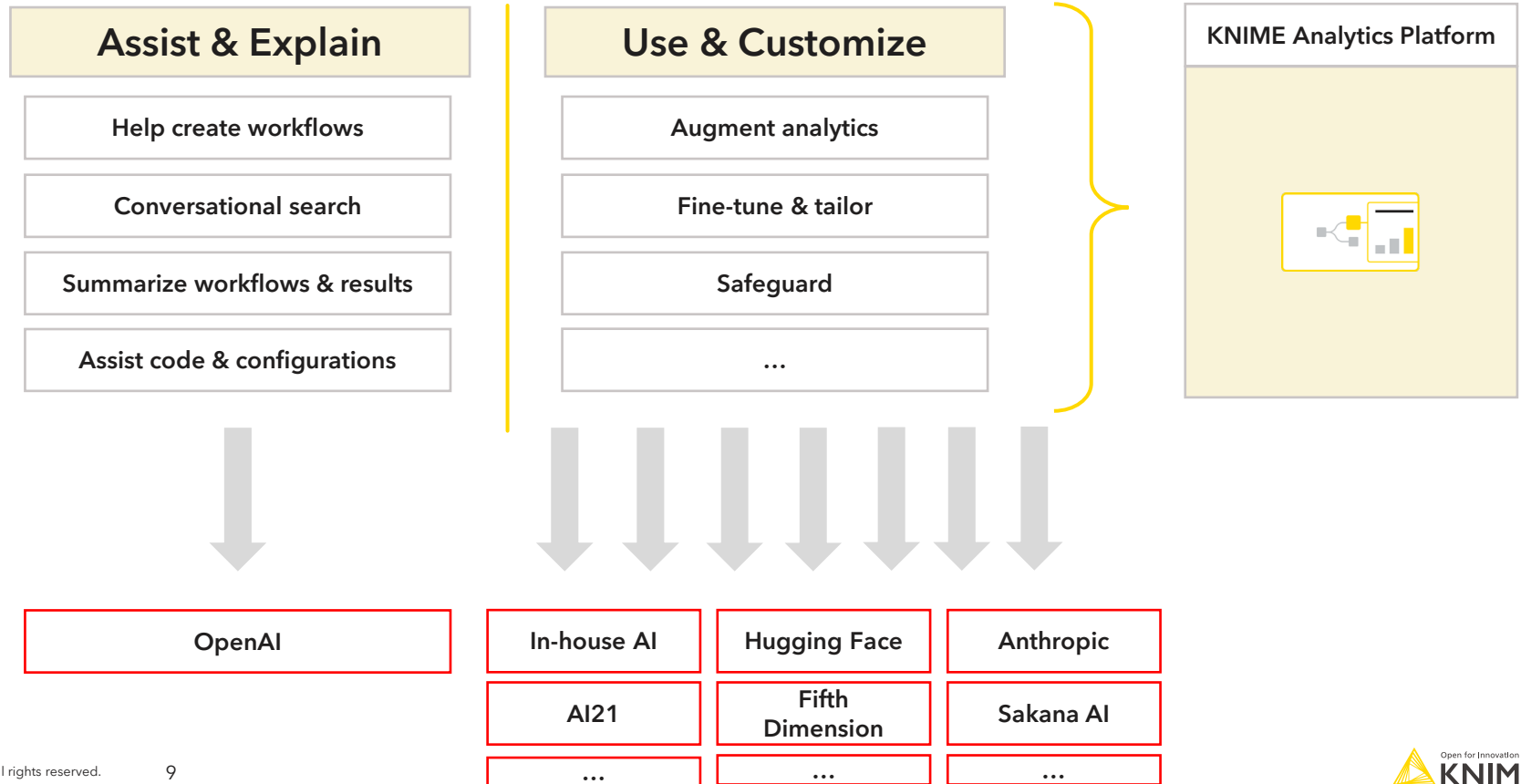
Use & Customize

- Augment analytics with GenAI
- Augment GenAI with analytics

Manage & Govern

- Safeguard GenAI
- Govern usage

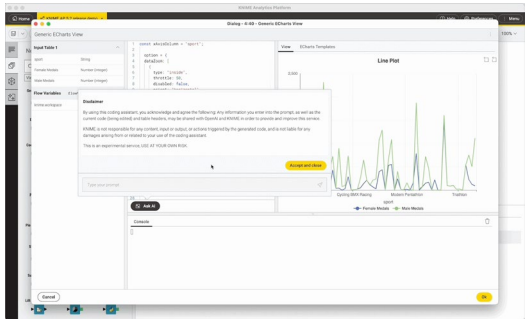
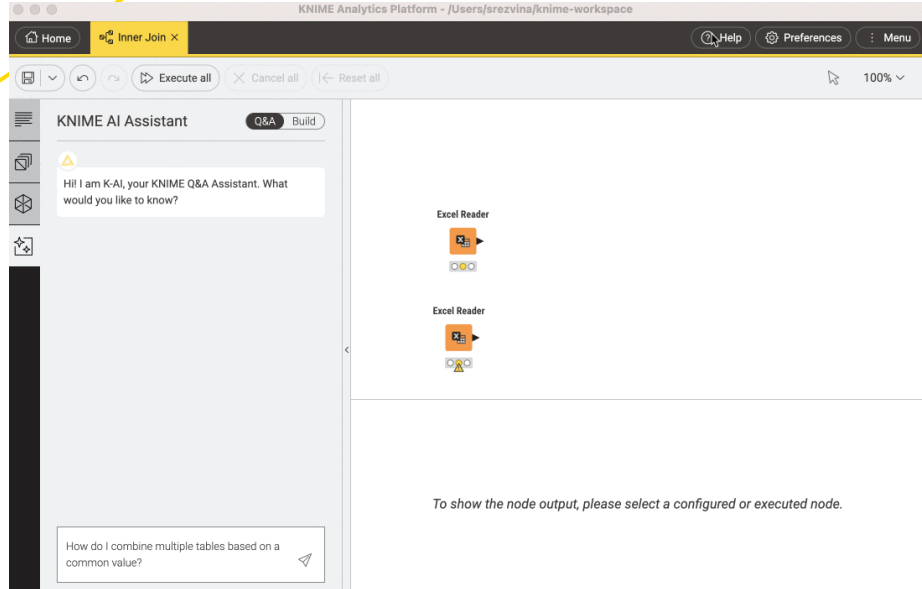
GenAI for everybody: Flexibility



Assisting and Explaining

K-AI: Q&A and Build mode

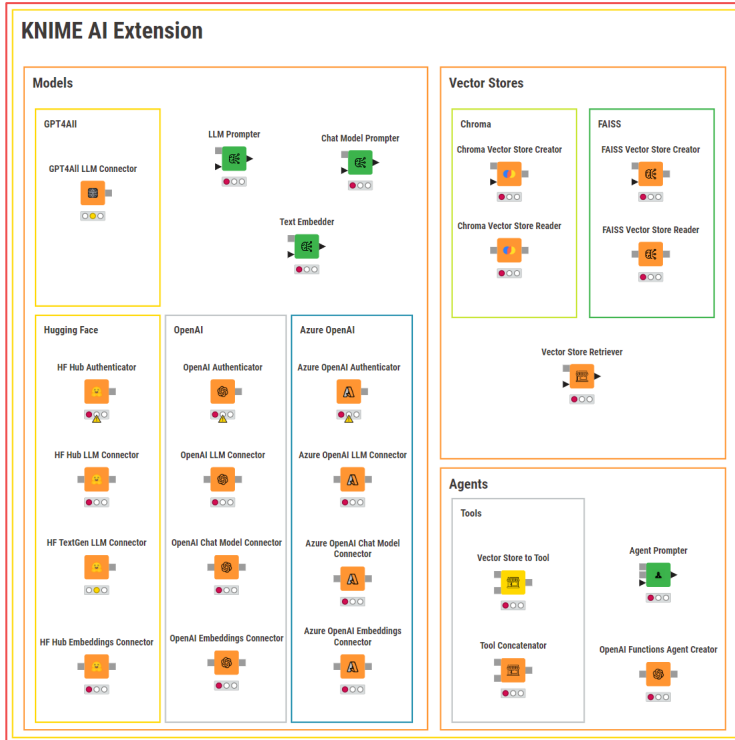
- Assist & Explain
- Help create workflows
- Conversational search
- Summarize workflows & results
- Assist code & configurations



Copilots for Python, eCharts
[tbdev: R, SQL, ...]

Using and Customizing

GenAI Extensions



Use & Customize

Augment Analytics

Fine-tune & Tailor

Safeguard

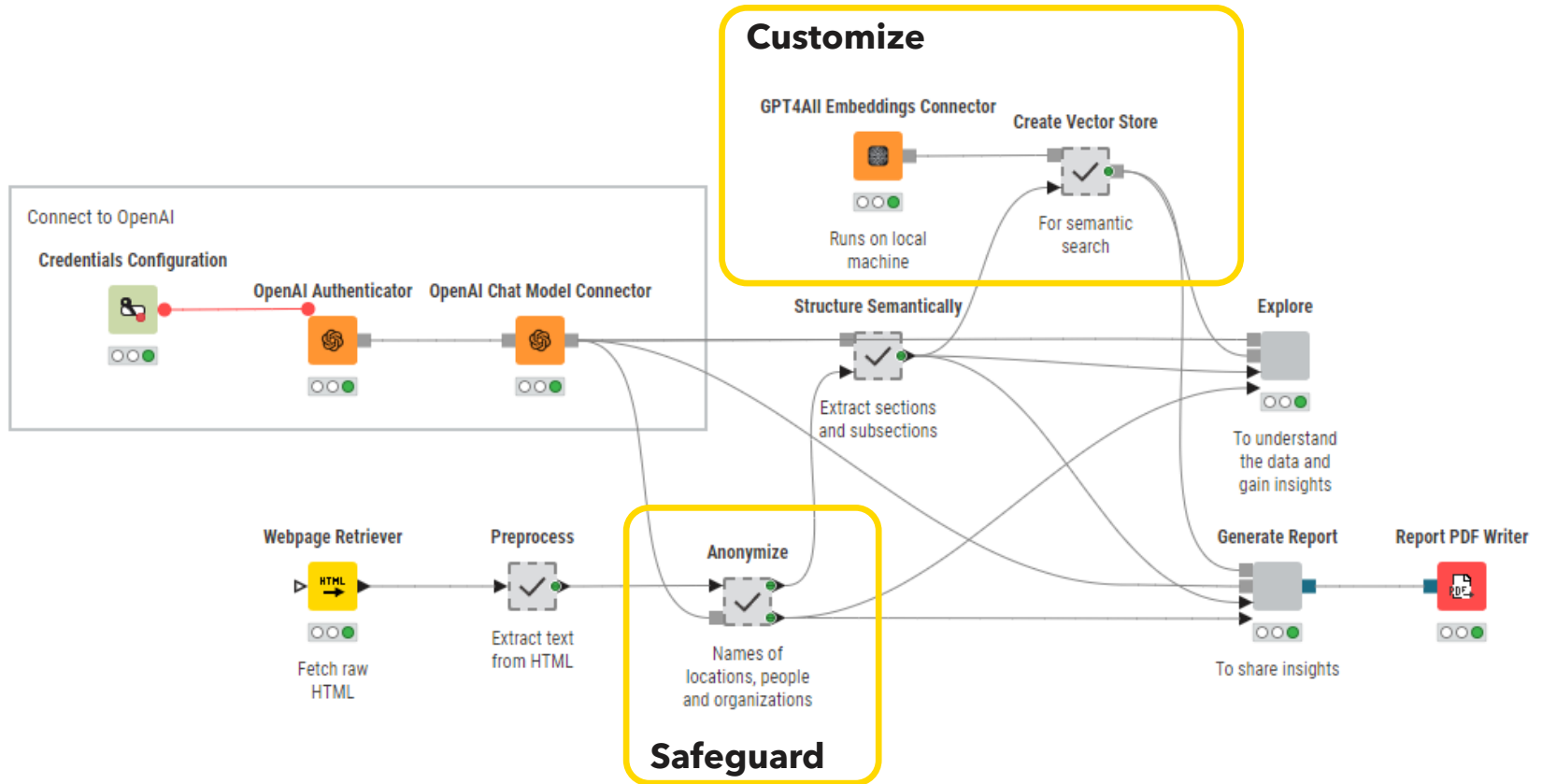
...

AI Extension Example Workflows

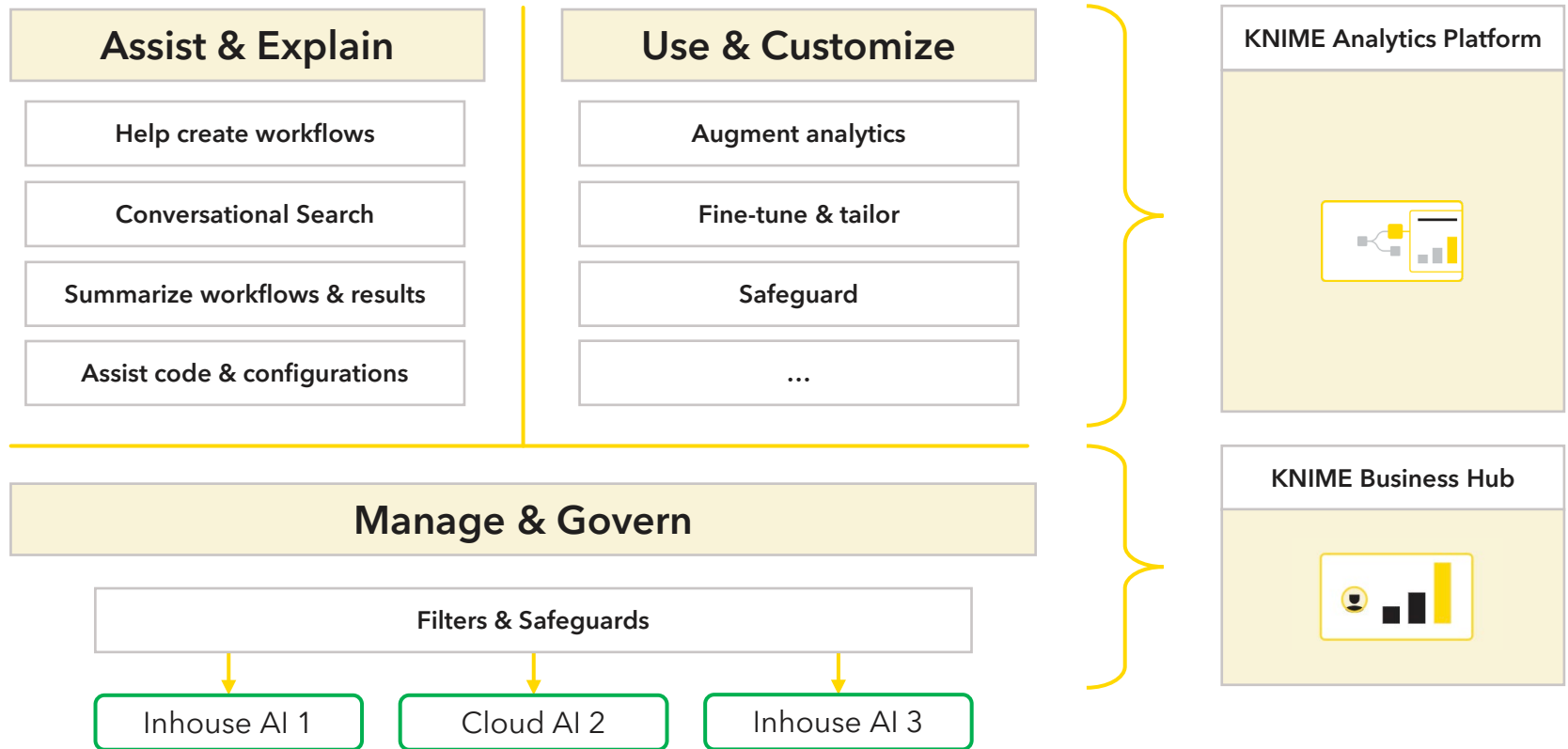
Home

- 1) Large Language Models
- 2) Chat Model
- 3) Vector Stores
- 4) Agents

Using the AI Extension: Mix & Match Analytics and GenAI



GenAI in the Enterprise: Flexibility & Governance



Managing and Governance

The image shows a screenshot of the KNIME Business Hub administration interface. The top navigation bar includes the KNIME logo, the text "Open for Innovation", and "Hub". A search bar is present with the placeholder text "Search workflows, nodes and more...". A "Register AI model" button is visible in the top right. The main content area is titled "AI models" and contains a table with the following data:

Name	Model
rf_model2	huggingface/knime_workflow

On the left, there is a sidebar menu with options: License, Users, Teams, Execution resources, and AI models. The "AI models" option is currently selected.

Overlaid on the right side of the screenshot is a "K-AI Dashboard". The dashboard title is "K-AI Dashboard" and it includes a "Conversations" section with a "Slice and dice by conversation attributes" link. Below this, there is a "K-AI view selection" section with radio buttons for "Users", "Conversations", "Cost", and "All Dimensions". The "Conversations" option is selected. There are also input fields for "Start Date" and "End Date", and a "Granularity" dropdown menu set to "Daily". A yellow "Apply time range" button is located below these fields. Another yellow "Apply slice and dice" button is positioned below the filter options.

The dashboard displays "Metrics split by K-AI mode" with three key metrics:

- 4 Prompts per conversation
- 15507 #Prompts
- 4011 #Unique conversations

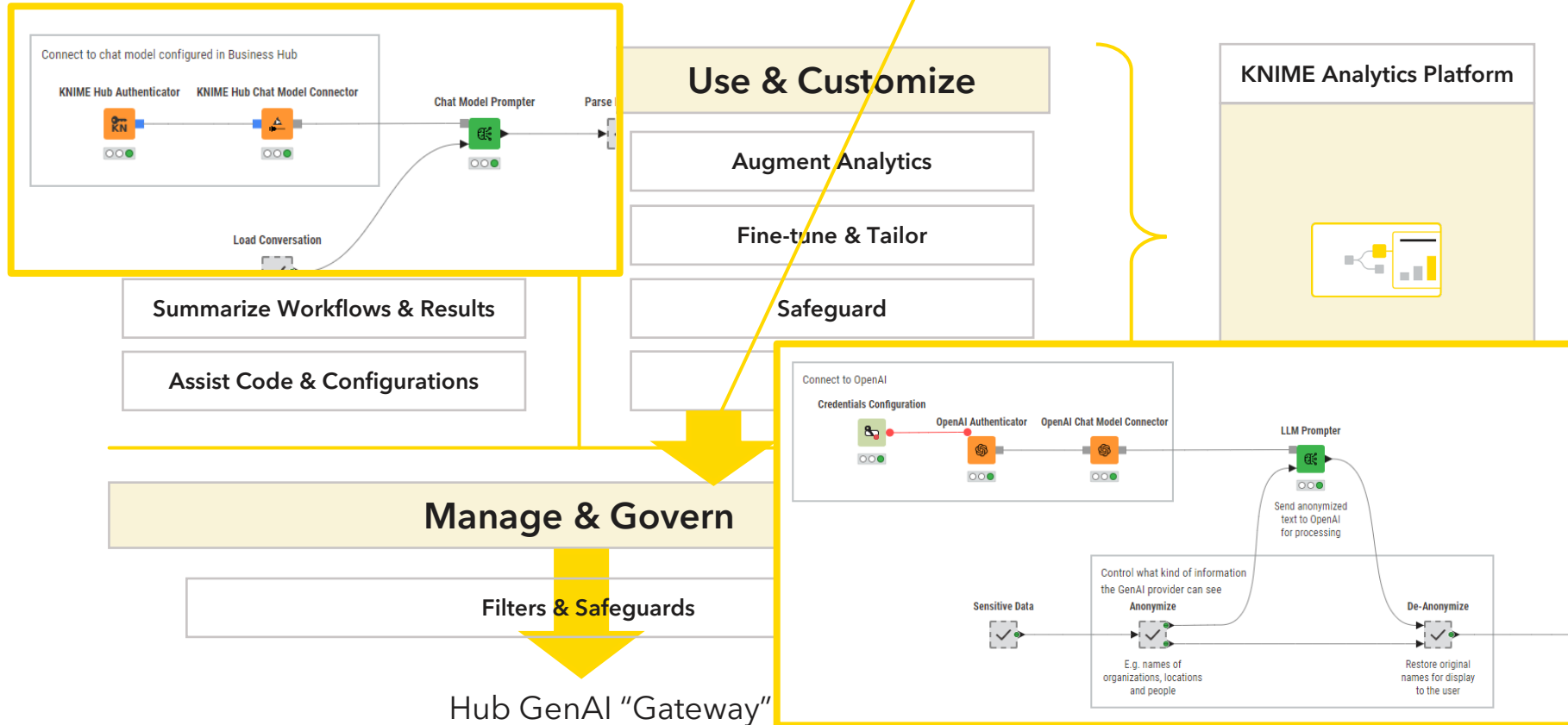
Below the metrics is a stacked area chart titled "Total Users Prompts" showing the number of prompts over time from February 17, 2024, to March 10, 2024. The y-axis represents the number of prompts, ranging from 0 to 1200. The x-axis is labeled "K-AI mode buckets" and includes categories for "build", "echarts", "python", and "qa". The chart shows a significant increase in prompts starting in late February, peaking in early March.

Filters & Safeguards

Hub GenAI "Gateway"

Managing and Governance

Hub GenAI Connector



Managing and Governance

Assist & Explain

Help create Workflows

Conversational Search

Summarize Workflows & Results

Assist Code & Configurations

Use & Cust

Augment Ana

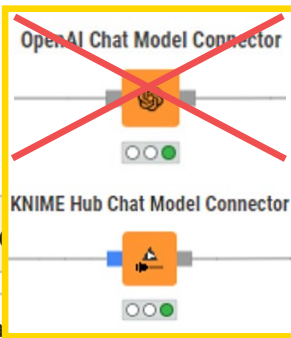
Fine-tune & Tailor

Safeguard

...

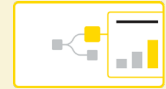
Manage & Govern

Filters & Safeguards



- Hub AP Customizations
- Shared Components

Anonymized Customer Data



KNIME Business Hub



One Environment to Balance Innovation & Control

KNIME Analytics Platform

Drive up GenAI adoption

Increase number of expert developing GenAI apps & services

- Low-code lowers barrier to entry
- Low-code increases efficiency
- Open source to integrate new tech

Increase number of end users leveraging GenAI

- Deploy to 1000s of end users
- GenAI support upskills into data science

KNIME Business Hub

Drive down GenAI risk

Create a transparent GenAI governance framework

- Restrict to approved LLM models
- Guardrail how & which data is shared
- Protect against bias, hallucinations, fake outputs

Validate & Deploy GenAI solutions at scale

- CDDS to test, validate & deploy models
- Monitor consumption & audit logs
- Document workflows for compliance



Agenda

Speaker introduction

GenAI and KNIME

Governing GenAI usage at QFCRA

Practical GenAI applications

Q&A

Agenda

Speaker introduction

GenAI and KNIME

Governing GenAI usage at QFCRA

Practical GenAI applications

Q&A

Agenda

Speaker introduction

GenAI and KNIME

Governing GenAI usage at QFCRA

Practical GenAI applications

Q&A

Let's stay in touch



Reception



Stage



Networking



Expo



www.knime.com



[@knime](https://twitter.com/knime)



[/company/knime.com](https://www.linkedin.com/company/knime.com)



[@knimesoftware](https://www.instagram.com/knimesoftware)



[KNIMETV](https://www.youtube.com/KNIMETV)



Download KNIME

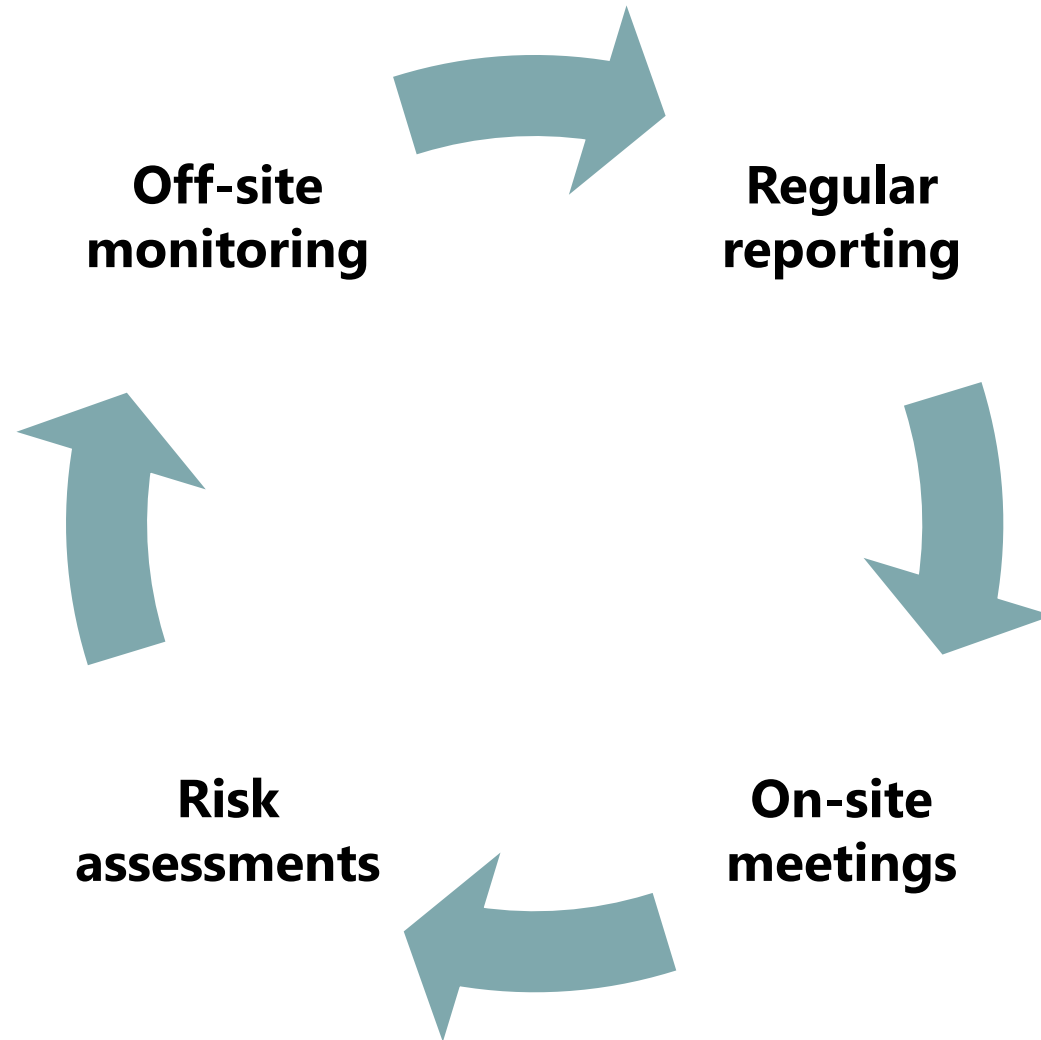
Generative AI in Financial Supervision

QFCRA delivering effective and safe digital transformation

Role of financial supervision

- **Maintaining the safety and soundness of financial institutions**
- **Protecting customers**
- **Sustaining financial stability**
- **Promoting competition(?)**

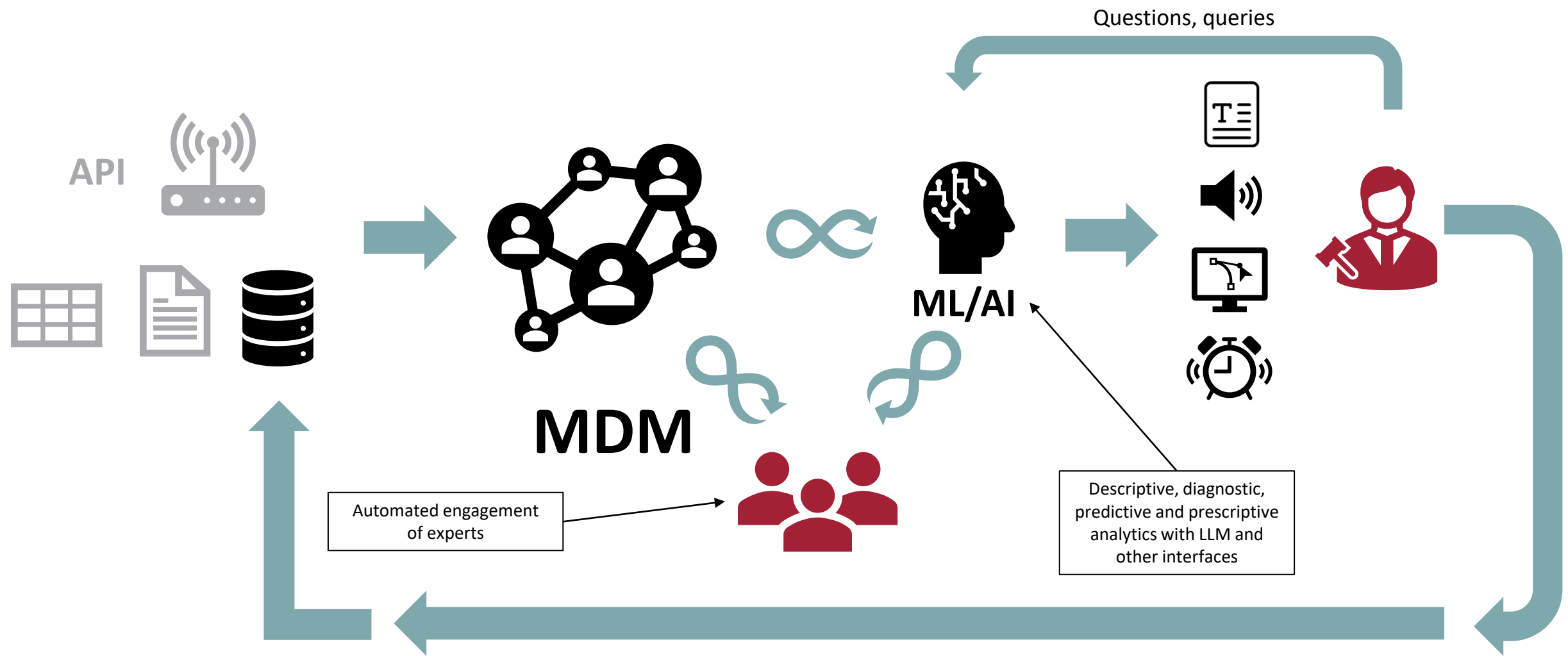
Risk-based supervisory approach



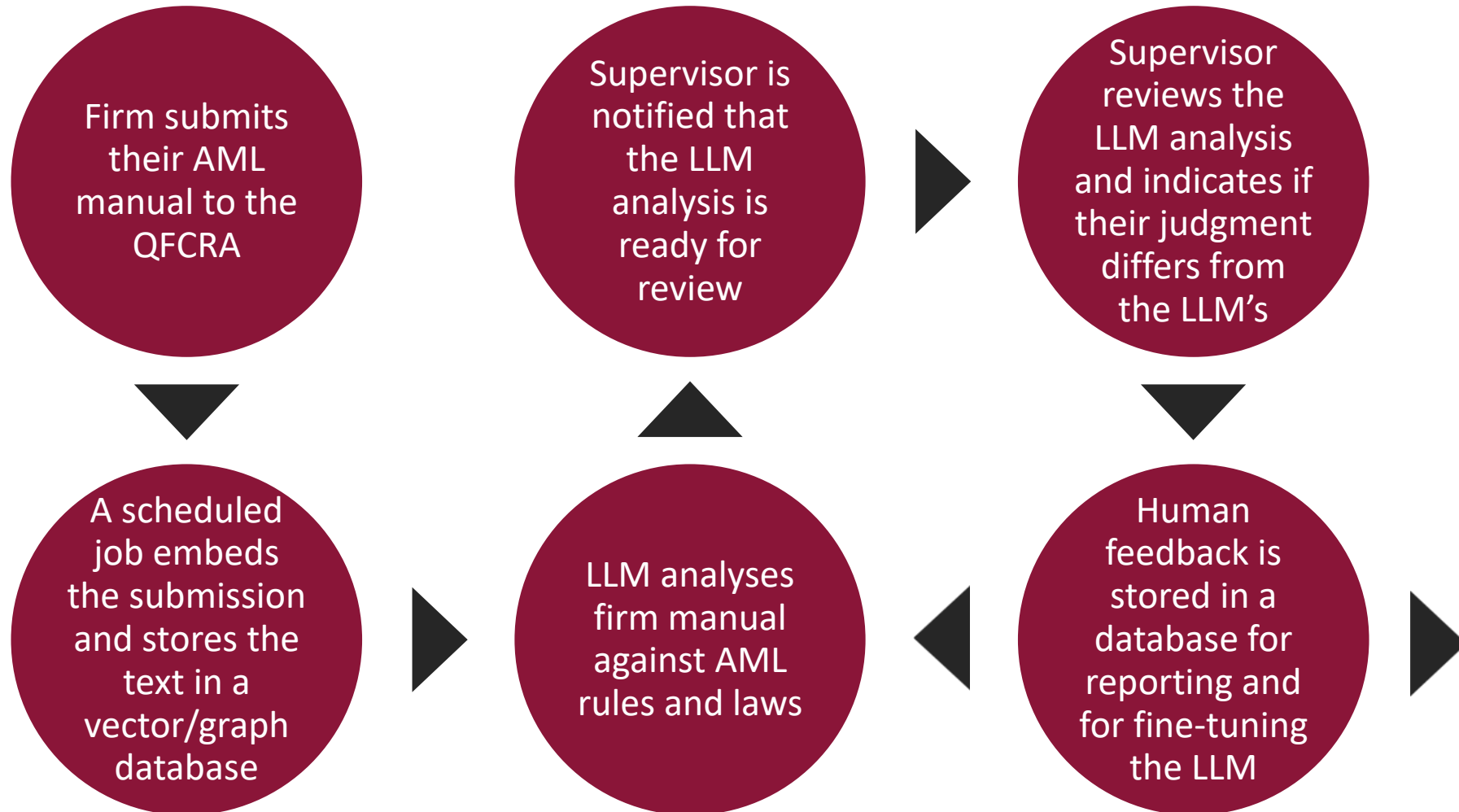
Supervisory technology – suptech

- **Not a tool, but a platform and an operating model (as is fintech)**
- **End-to-end user experiences, 'data products', that support supervisory workflow**
- **Built of standardised, open, maintainable, modules that communicate via APIs and store interim information in databases**
- **Large Language Models (LLMs) in the role of intermediaries, bringing together supervisors, software, and data**
- **Information management and analysis processes growingly coordinated and initiated by the platform, with humans in the loop**
- **Facilitates knowledge sharing and accumulation over time**


Target model: A unified process for supervisory intelligence



The emerging platform – AML/CFT compliance system



LLMs must be seen (mostly) as vehicles, not sources, for knowledge and reasoning



Roles for LLM-based AI-aides

- **Translator**
- **Summariser**
- **Meeting transcript writer**
- **Coder**
- **Source of common-sense knowledge**
- **Information extractor**
- **Drafting aide**
- **Automated analyst**
- **Planner**

Current issues in LLMs for decision quality

- **Leading LLMs are closed-source**
 - **Mixture-of-experts architecture**
 - **The role of RLHF**
 - **The cultural nature of bias**
 - **Out-of-sample/edge cases, hallucination**
- **Responses can be of changeable robustness and reliability and sensitive to small changes in the input context**

Risks in AI systems

- **Model risks**
- **Data risks**
- **System and infrastructure risk**
- **Use risk**
- **Legal and compliance risk**
- **Process impact risk**

AI governance

- **Proportional to risk**
- **Requires enhanced management of operational risks**
 - procurement risk
 - third-party risk
 - data risks
 - security risk
- **Defines roles and responsibilities**
- **Ensures appropriate AI training**
 - how AI-tools work
 - how risks manifest
 - user responsibilities

Specific considerations

Pre-trained models

- Execution location
- Choice of model(s)
- Explanations and simulation
- Communicating uncertainty
- Human-in-the-loop
- Continuous evaluation

RAG and agentic solutions

- Human-in-the-loop
- Explanations and simulation
- Communicating uncertainty
- Continuous evaluation

p.korhonen@qfcra.com
www.linkedin.com/in/perttukorhonen



هيئة تنظيم
مركز قطر للمال

QATAR FINANCIAL CENTRE
REGULATORY AUTHORITY

KNIME LLM Nodes Demo

An Efficient Solution to Tedious Data Cleaning

The challenge:

- Huge data reporting project routinely requires country names be reported.
- Misalignment between input country list (QFCRA FIRMs list), and allowable value list at submission.
- Submission country list does not provide ISO3 codes; lack of an identifier to reconcile the two lists.

QANNASS allowable list of values

Sl. No.	List Entry (English)	List Entry (Arabic)
1	None	لا شيء
2	Not Applicable	لا يمكن تطبيقه
3	Others	الأخرين
4	Unknown	مجهول
5	Afghanistan	أفغانستان
6	Åland Islands	جزر آلاند
7	Albania	ألبانيا
8	Algeria	الجزائر
9	American Samoa	ساموا الأمريكية
10	Andorra	أندورا
11	Angola	أنغولا
12	Anguilla	أنغيلا
13	Antigua and Barbuda	أنتيغوا وبربودا
14	Argentina	الأرجنتين
15	Armenia	أرمينيا
16	Aruba	أروبا
17	Ashmore and Cartier Islands	جزر أشمور وكارتييه
18	Australia	أستراليا
19	Austria	النمسا


What needs to happen

Both country lists of 253 countries each need to be reconciled to correctly populate 32,000+ data points.

- Where the country names are different (51 occurrences), a replacement needs to be made to switch the QFCRA country name to the QANNASS equivalent
- ISO codes are needed for the QANNASS list of value to facilitate the reconciliation of both lists.
- Address over 100 pages of error messages due to incorrect country values. 🤖

How can this happen?

Option 1: Manually create a mapping list by searching for and populating the correct ISO country code in the QANNASS list, then make the data replacements.

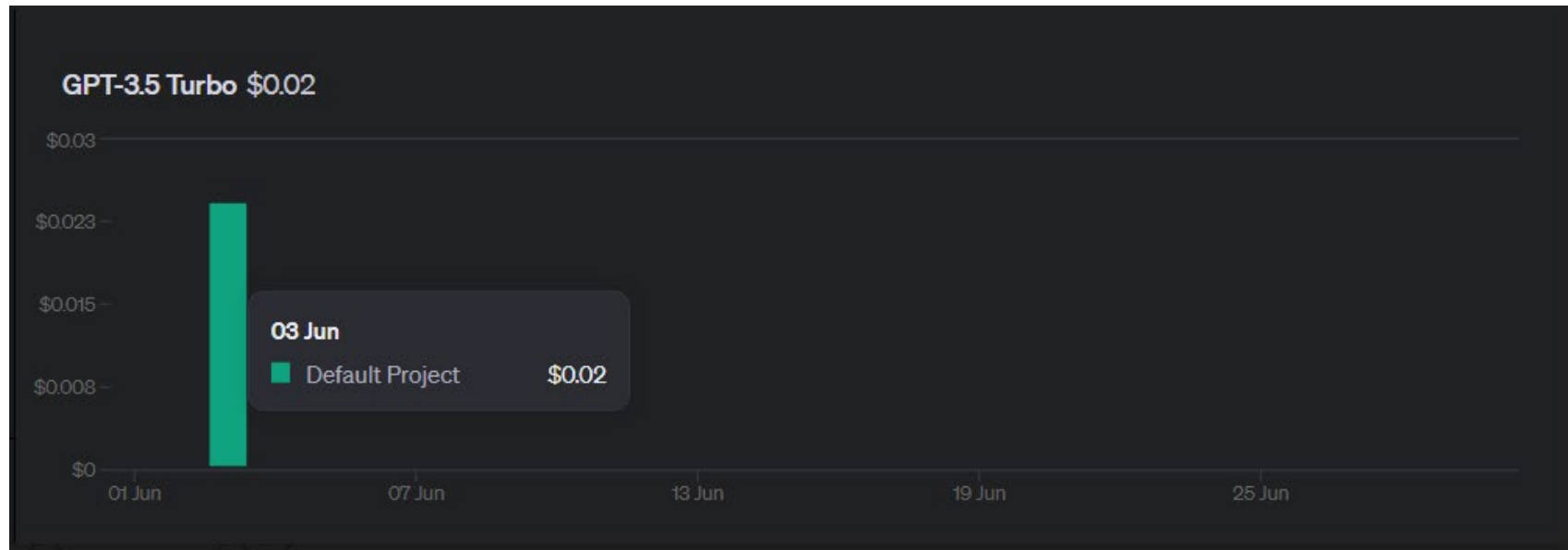


Option 2: Use AI to generate the ISO country codes for the QANNASS list, then make the data replacements.



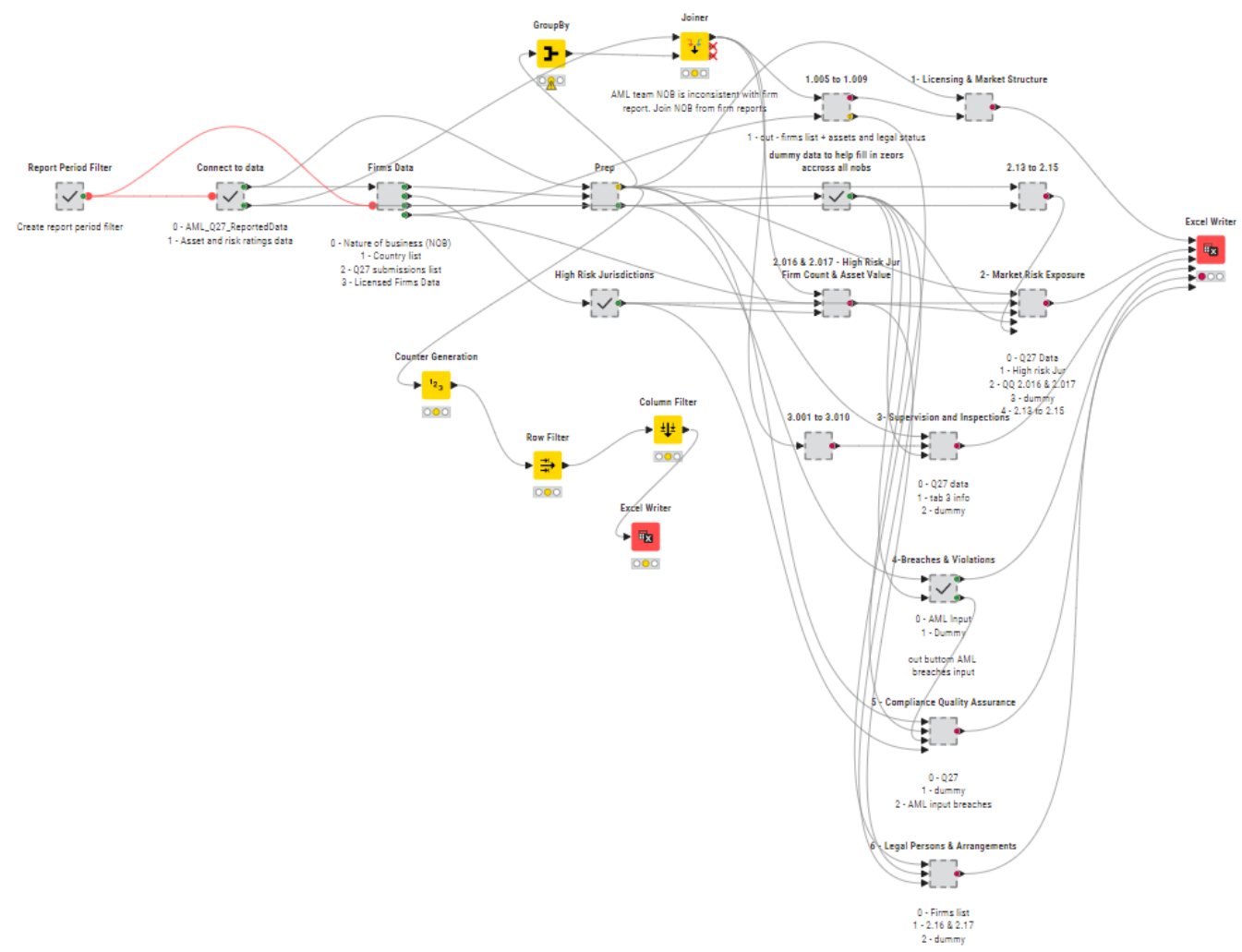
Advantages of option 2

- Cheap in terms of time and money. Costed \$0.02 after over 5 runs!

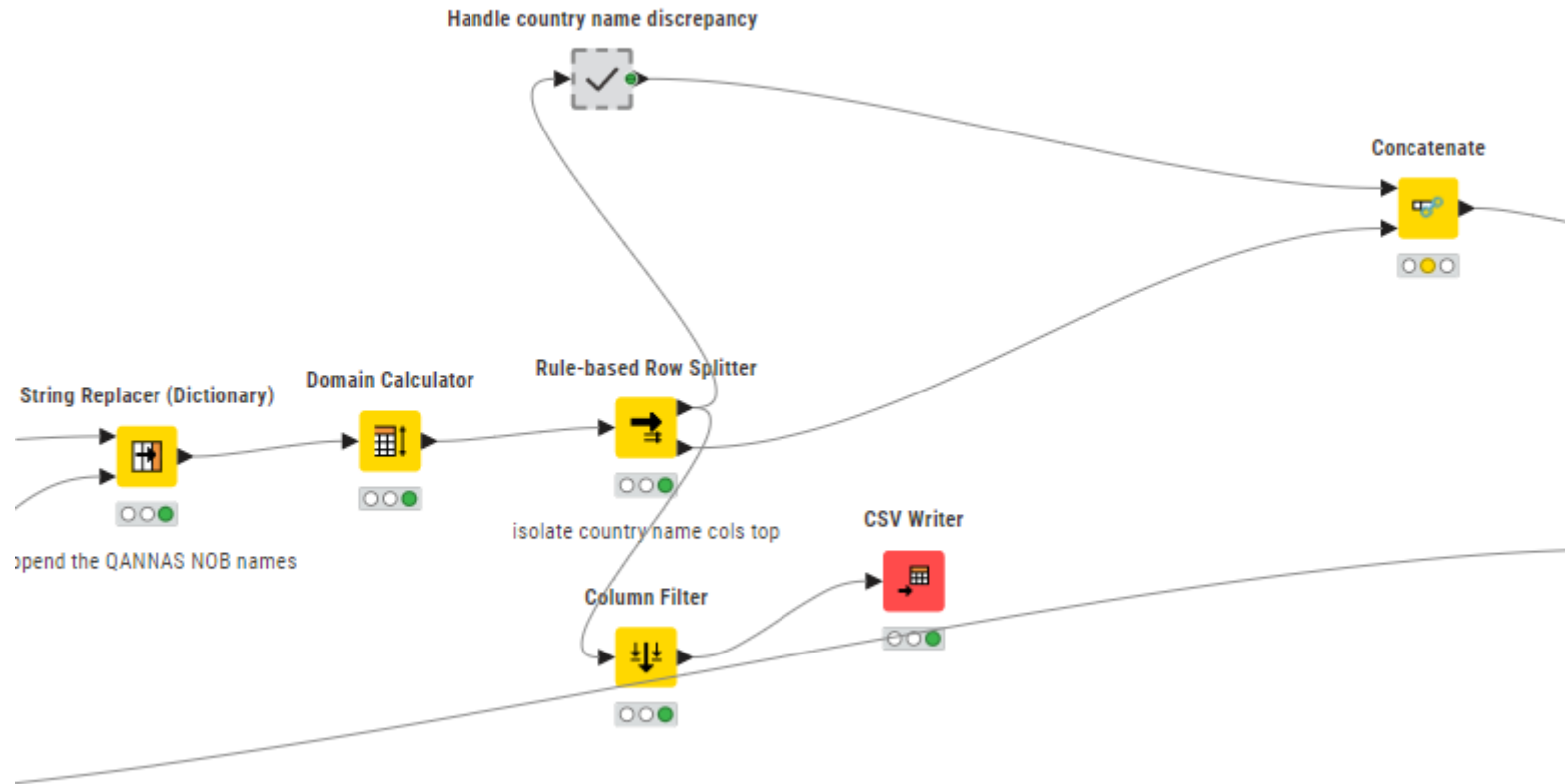


- Potentially more accurate than human entry - no room for human mistyping
- Fully integrated with KNIME Workflow
- A lot more fun!

Workflow reports on over 3000 statistics



LLM data clean up workflow integration



LLM data clean up workflow integration



Let's KNIME!